



Welcome back to school

**WELCOME TO
YEAR 6**

We are so happy that you are joining Year 6 in September. All the adults are really looking forward to meeting you and being part of your learning journey.

Here is some information about your new year group so you are ready on your first day.

Your Phase Leader is Miss Edmunds



megan.edmunds@birchington.kent.sch.uk

Your teachers are:

6K



Miss Kirkpatrick

zoe.kirkpatrick@birchington.kent.sch.uk

6A



Mrs Axtell

lucy.axtell@birchington.kent.sch.uk

6W



Mrs Winn


lucy.winn@birchington.kent.sch.uk



Mrs Drew



Mrs Morris



Mrs J



Mrs Skelton


Here are the adults in the Year 6 team

When do I come back to school?

The first day of the new term is Tuesday 2nd September.

Where will I come into school?

You will need to come into school through the main school gates on Kings Road or by the Noah's Ark entrance. Adults will be by the gates to welcome you every day. Remember to leave your toys and games with whoever drops you off for safe keeping. The gates will be open from 8.30am until 8.50am. You are allowed to bring a mobile phone to school with you if you walk to or from school alone. This must be turned off as soon as you arrive at school and handed to your class teacher for safekeeping.



If you are late, you will need to go to the main school office with your adult if you have been brought to school.



What will I need to bring to school?

You will need a small bag that will fit inside your locker to carry your reading book and water bottle. If you are not having a school dinner, you will need a packed lunch. Remember to make sure that everything is named. Please keep a pair of plimsolls in your locker.



Your PE days will be a Friday and Monday. **On these days, you will need to wear your PE kit.**



Where will my classroom be?

Your classroom will be based in the Village classrooms.



Where will I eat my lunch?

Everyone will be eating their lunch in the Quex Hall. In the summer months, you will be able to eat your lunch on the field.

What will I learn about in Year 6?

We have a very exciting year ahead! We will be broadening and strengthening our skills in English and Maths. We will study topics such as: The Victorians, Electricity, The United Kingdom, William Morris and a 3D digital modelling using Tinkercad.

Will I have Home Learning?

Home learning will be set on a Friday and due in the following Wednesday. Each week, there will be some compulsory tasks which each child must complete and then a choice of three additional tasks. There may be occasions where you will be set a project style Home Learning which will be allocated more time. There is an expectation that Home Learning will be completed to a high standard.

Where will I have play time?

You will have play time on the Village playground with the rest of your year group. There will be toys for you to play with and familiar grown-ups to look after you.



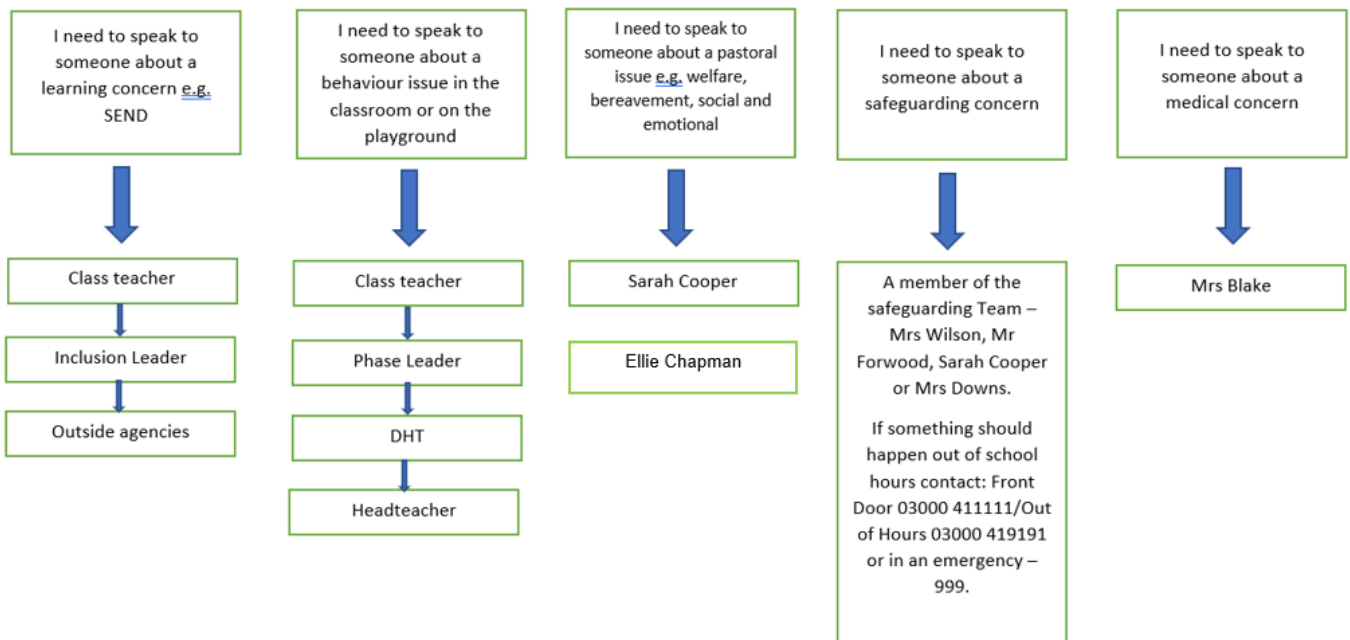
What will happen at the end of the day?

School finishes at 3.20pm every day. Your parents and carers can collect you from outside the Year 6 classrooms. The school will need permission from your parents if you wish to walk home alone. At the end of the day, you can have your mobile phone back but this must not be turned on until you are out of the school gates.

Parents page

Who do I see if I have a concern?

Who to contact if you have a worry, a question or a concern



Suggestions you can do to aid your child settling back into school.

- Ensure a good bedtime routine: Try keeping to the same routine each night:
Children aged 3 to 5 need 10 to 13 hours
Children aged 6 to 12 need 9 to 12 hours
- Minimise device use 2 hours before bedtime to ensure children are calmed down ready for bed: Discourage use of electronics in the bedroom to encourage children to read as a wind down activity.
- Say goodbye in a positive way and remind children "I'll see you soon"
- Read through new teacher booklets with your child to ensure children are clear on what school will be like on their return.